

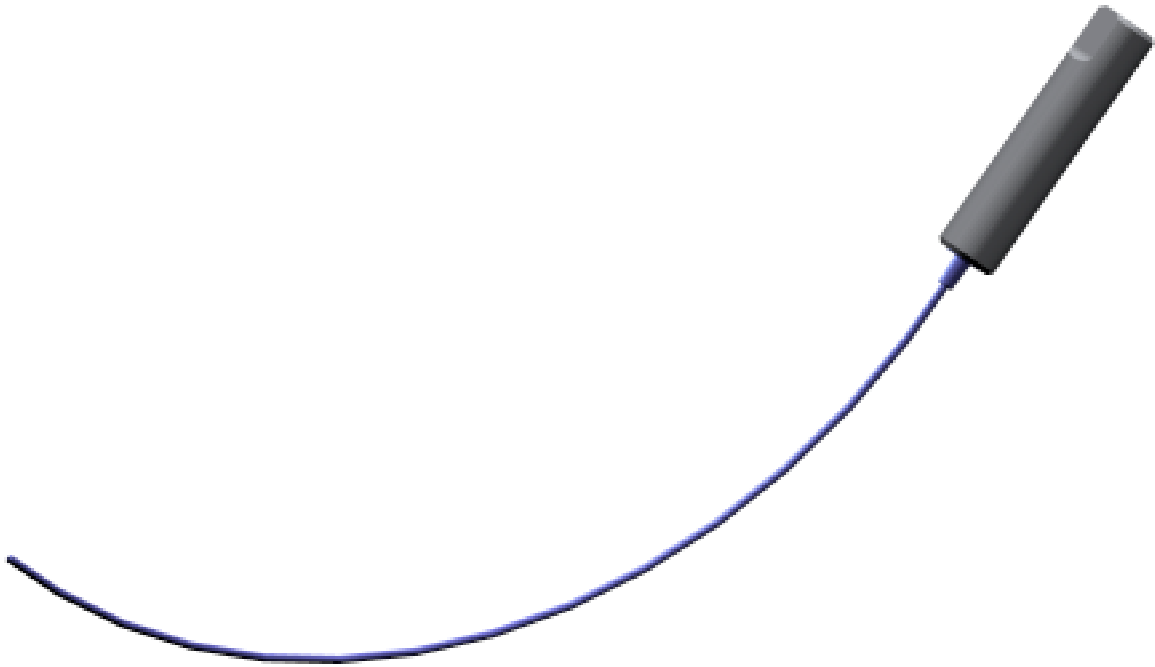


Kronner Manipujector Stylet with Handle



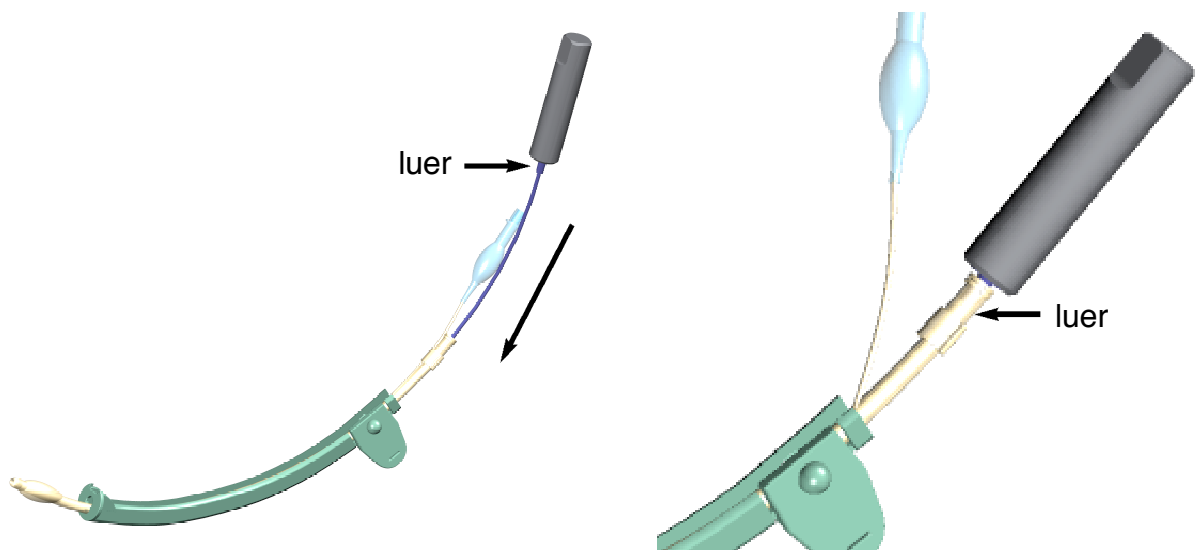
1. Easy attachment
2. Stiffens Manipujector tube
3. Handle for holding the Manipujector
4. Reusable
5. Steam autoclavable



The **Kronner Manipujector Stylet with Handle** both stiffens the **Manipujector** tube and provides a **handle** for better and less fatiguing control of the **Manipujector**. It is reusable and can be steam autoclaved. A flat area on the **handle** aids in determining **Manipujector** position.

It can be inserted into the **Manipujector** either before or after the **Manipujector** has been inserted.

Inserting the Stylet with Handle



1. Insert the stylet into the end of the Manipujector tube.

2. Insert until the luer of the Handle is fully into the luer of the Manipujector tube.

Grasp the Stylet Handle for manipulation of a uterus that does not have adhesions.

If the uterus has significant adhesions grasp the Manipujector.

Remove for uterine injections.

To Order:

KMSH-1 Kronner Manipujector Stylet with Handle

Caution: Federal law restricts this device to sale by or on the order of a physician.

Kronner Medical

1443 Upper Cleveland Rapids Road

Roseburg, Oregon 97471

Phone: (800) 706-3533 or (541) 672-2543

Fax: (541) 672-1074

E-mail: kronner@kronner.com Website: www.kronner.com